

- 28.0W X 78.75H X 40.25D USABLE SPACE
- 32.0.0W X 84.0H X 42.0D OVERALL

- CABINET IS WELDED ZONE 4 SEISMIC CONSTRUCTION
- CABINET IS 12 GAUGE STEEL
- THE BASE HAS 2 ADDITIONAL UNISTRUTS WELDED IN PLACE

- RAILS ARE 10 GAUGE STEEL 6 POINT MOUNTING
  - ALL RAILS ARE PLATED ZINC ROHS COMPLIANT
  - FRONT RAILS HAVE 12 GAUGE STEEL BACKER PLATE WELDED TOP AND BOTTOM
  - FRONT RAILS ARE STD EIA 19.0 RACKMOUNT 45RU TAPPED 12-24
  - FRONT RAILS HAVE CUSTOM OFFSET POCKET BEND
  - CENTER RAIL IS SET BEHIND FRONT RAIL
  - REAR RAILS ARE 12-24 TAPPED 19" RM STD EIA
  - SET REAR RAIL 14.0 FROM REAR OF CABINET

- PROVISIONS FOR EYE BOLT AND GANGING IN TOP

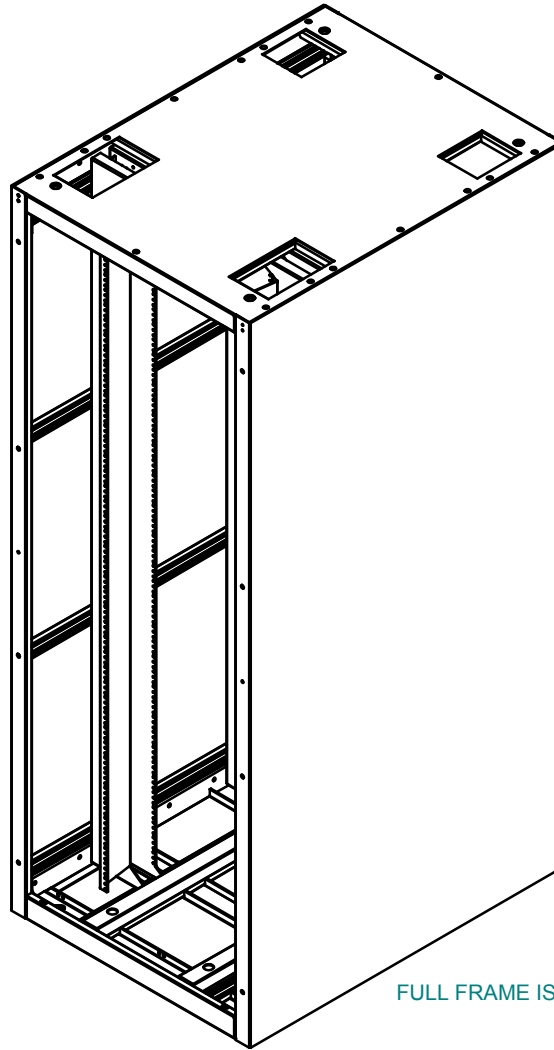
- ESD JACKS INSTALLED (2X)

- SEISMIC GROUNDING KIT INSTALLED REAR RAILS TO BASE
- ADDITIONAL GROUNDING KIT INSTALLED FT TO REAR RAILS (2X)

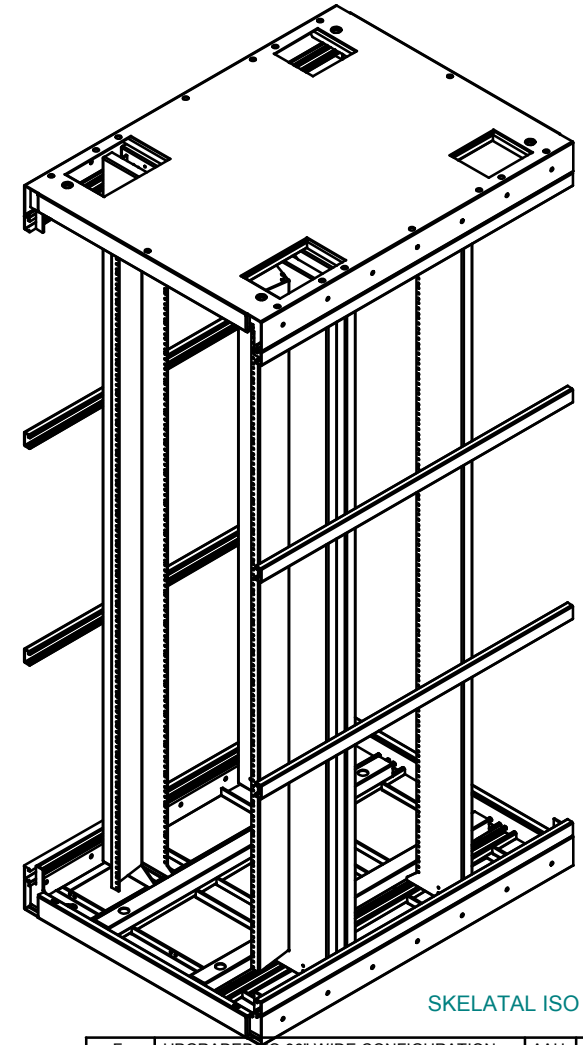
- INSTALL PLATED ROUTER SUPPORT TUBING IN BASE

- 6X PC031413A-8 TINY SIDE SUPPORT BRKT SUPPLIED SEE SHEET 3

- SEISMIC GANGING KIT SUPPLIED



FULL FRAME ISO



SKELATAL ISO

Rev.	Description	By	Date
F	UPGRADED TO 36" WIDE CONFIGURATION	AAH	10.11.14
E	ADDED CENTER RAIL / REMOVED HINGE HOLES / ADD BACKER PLATES TO RAILS	AAH	02.18.13
D	RECONFIGURED TOP AND BOT. CHANNELS ADDED INSIDE STIFF PLATE	AAH	10.18.13
C	ADDED SLOTS 2X TO REAR RAIL	AAH	09.16.13
B	REVISE CONFIGURATION	AAH	09.11.13
A	REVISE CONFIGURATION	AAH	07.22.13

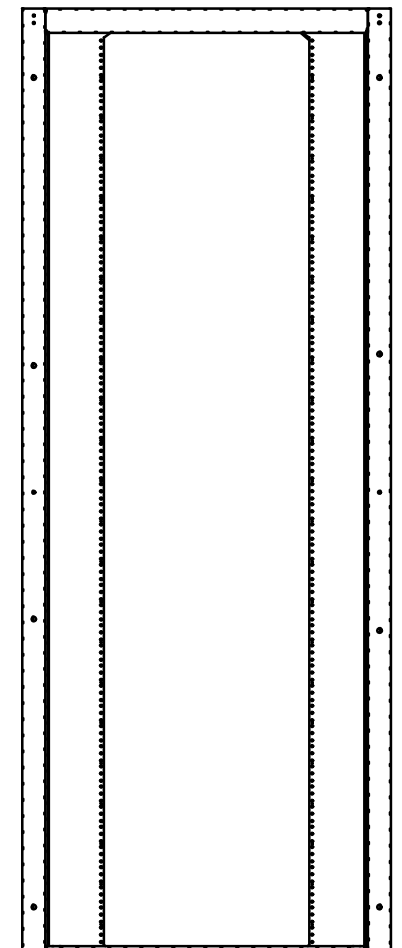
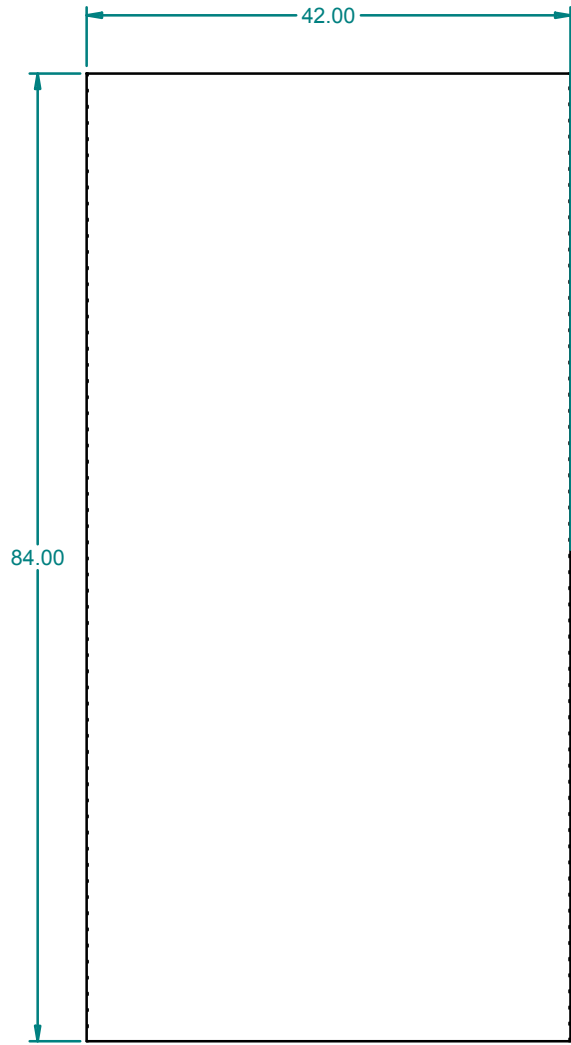
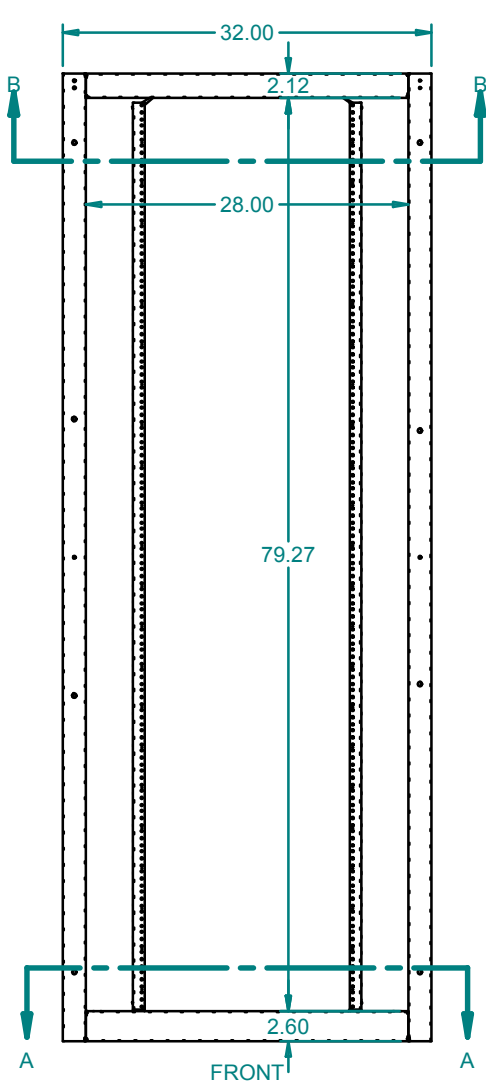
REVISIONS



Material	Part Desc. 328442 SEISMIC CABINET
	Part No. 403324284MX2020
	Customer

TOLERANCE	Activity	Name	Date
.0 +/- .03	ANG	DRAWN A.Hankin	09.25.12
.00 +/- .015	+/- .5 deg.	CHK.	
.000 +/- .005		APPR.	

UNLESS SPECIFIED ALL DIMENSIONS ARE OUTSIDE	Scale
DO NOT SCALE THIS DRAWING	Sht 1 of 3



F	UPGRADED TO 36" WIDE CONFIGURATION	AAH	10.11.14
E	ADDED CENTER RAIL / REMOVED HINGE HOLES / ADD BACKER PLATES TO RAILS	AAH	02.18.13
D	RECONFIGURED TOP AND BOT. CHANNELS ADDED INSIDE STIFF PLATE	AAH	10.18.13
C	ADDED SLOTS 2X TO REAR RAIL	AAH	09.16.13
B	REVISE CONFIGURATION	AAH	09.11.13
A	REVISE CONFIGURATION	AAH	07.22.13
Rev.	Description	By	Date

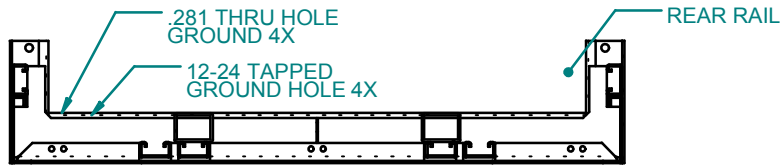
REVISIONS



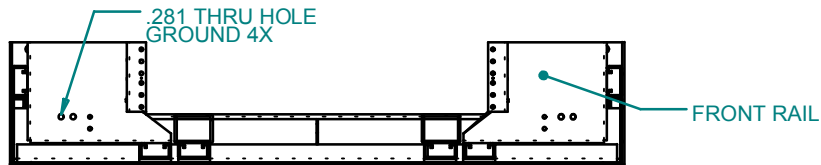
Material	Part Desc.	328442 SEISMIC CABINET
	Part No.	403324284MX2020
	Customer	

TOLERANCE		Activity	Name	Date
.0 +/- .03	ANG	DRAWN	A.Hankin	09.25.12
.00 +/- .015	+/- .5 deg.	CHK.		
.000 +/- .005		APPR.		

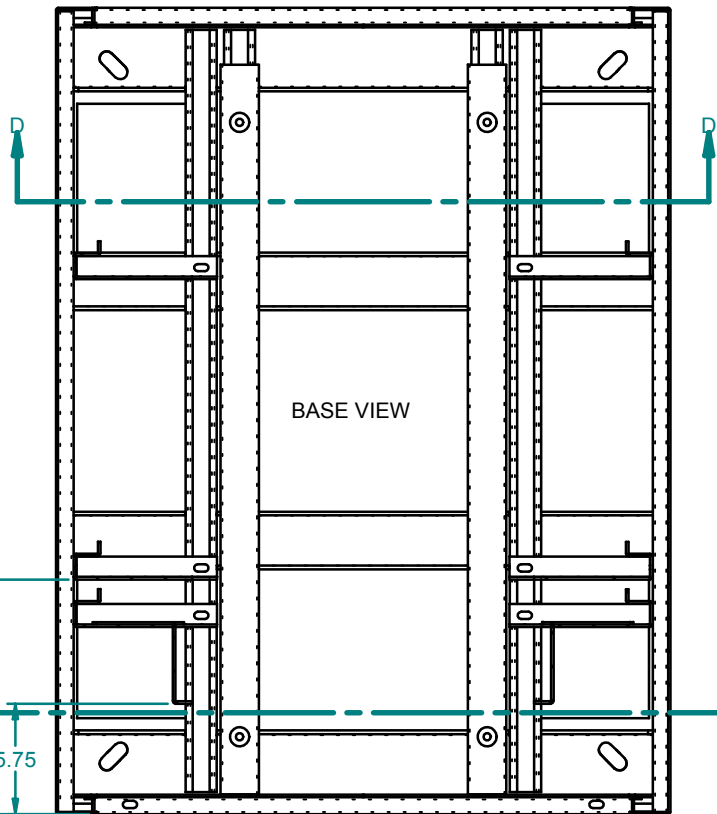
UNLESS SPECIFIED ALL DIMENSIONS ARE OUTSIDE  
DO NOT SCALE THIS DRAWING



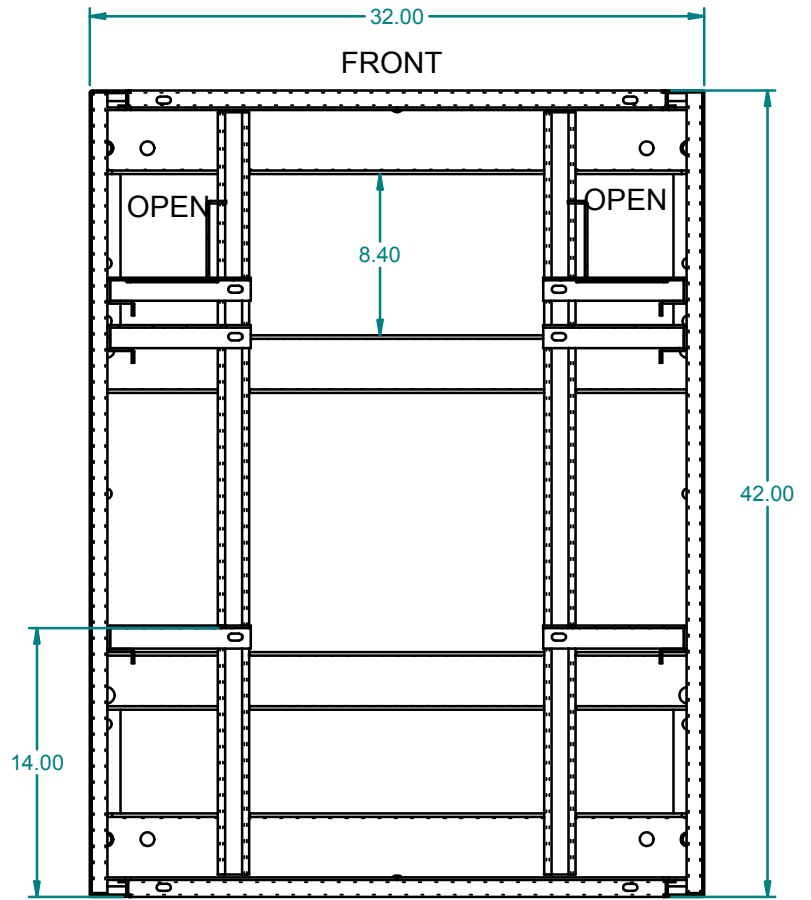
SECTION D-D



SECTION C-C



FRONT SECTION A-A

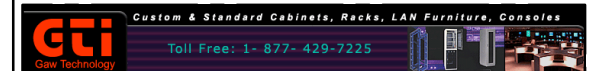


SECTION B-B

TOP VIEW FROM INSIDE

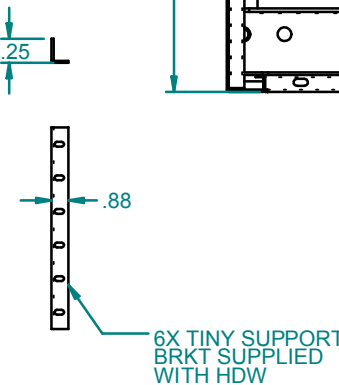
Rev.	Description	By	Date
F	UPGRADED TO 36" WIDE CONFIGURATION	AAH	10.11.14
E	ADDED CENTER RAIL / REMOVED HINGE HOLES / ADD BACKER PLATES TO RAILS	AAH	02.18.13
D	RECONFIGURED TOP AND BOT. CHANNELS ADDED INSIDE STIFF PLATE	AAH	10.18.13
C	ADDED SLOTS 2X TO REAR RAIL	AAH	09.16.13
B	REVISE CONFIGURATION	AAH	09.11.13
A	REVISE CONFIGURATION	AAH	07.22.13

REVISIONS



Material	Part Desc. 328442 SEISMIC CABINET
	Part No. 403324284MX2020
	Customer

TOLERANCE	Activity	Name	Date
.0 +/- .03	ANG	DRAWN A.Hankin	09.25.12
.00 +/- .015	+/- .5 deg.	CHK.	
.000 +/- .005		APPR.	



UNLESS SPECIFIED ALL DIMENSIONS ARE OUTSIDE  
DO NOT SCALE THIS DRAWING